

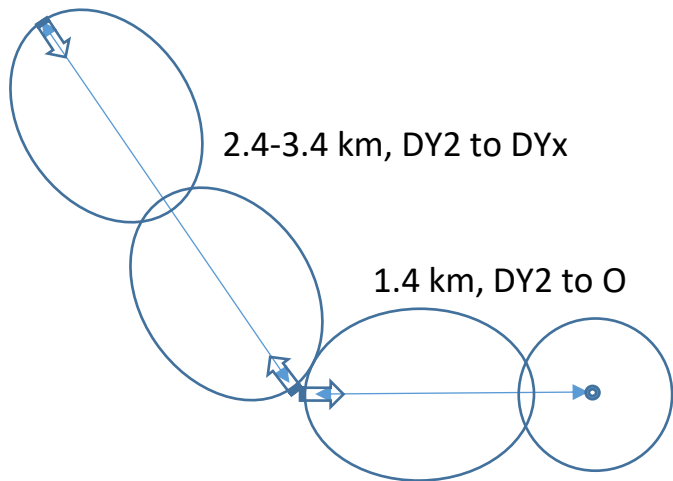

HM-WF-DY2-O-1013 – hyMesh™/Wi-Fi with 2 Directional, 1 Omni Antenna

Description:

- Combines the accessibility of HM-DY2-1003 and WF-O-1016 into one compact, rugged, and weatherproof package.
- Provide a long range hyMesh™ networking node as well as local Wi-Fi access.
- Two Yagi antennas with 2-5 times the reach of the Omni is used on the hyMesh™ node

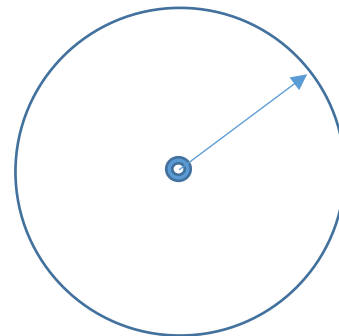
Application:

- A Wi-Fi access point (AP) is networked directly to the hyMesh™ node internally, using the longer range of the hyMesh™ node to bring the Wi-Fi to where you need it most.
- Excellent for an intermediate relay point located at an outbuilding or yard-site, where work or monitoring activities may take place, in between the primary residence/office site and a more remote connection point.



'Yagi to Yagi' and 'Yagi to Omni' Coverage Pattern Diagram

Wi-Fi Access Point
100m radius of access



Omni Antenna Coverage Pattern



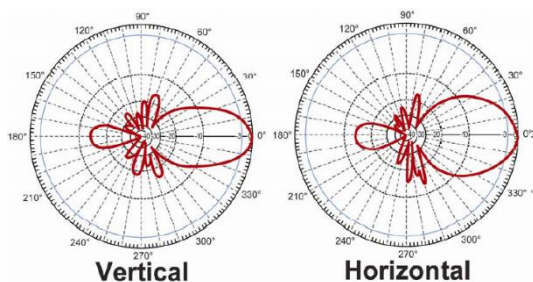
Installation Considerations.

- Requires 12V DC injected through a 3-pin Micro-Con-X connector.
- Use an AC/DC power adapter, a car lighter adapter, or a battery adapter cable. No PoE supply required.
- The Wi-Fi Omni antenna has a typical range of 100m.
- The DY2 can provide 1.4km+ connectivity in one direction to an HM-O-1001.
- Can be paired with another HM-DYx and achieve 2.4-3.4km meshing.
- The Wi-Fi access point is customizable with its own secure SSID and password.
- No Ethernet access.

Specifications:

hyMesh™ Firmware	4.8.1 (June 8 2016)
Networking interface	Wireless data connection only
Wireless Approvals	FCC Part 15.247, IC RS210, CE
Wi-Fi Mode	IEEE 802.11 B/G/N mixed
Dimensions	W/O Yagi: 27.5" x 1.6" / 700mm x 40mm Yagi, each: 16.5"x3.5"x1.5"/420mm x 90mm x 38mm
Weight	4.9lb / 2.24kg
Enclosure	Aluminum
Operating Frequency	hyMesh™: 5745MHz – 5825MHz AP: 2412MHz – 2462MHz
Power Method	3 pin Micro-Con-X DC injection
Power Supply	12V/1A DC adapter
Avg Power Consumption	4W
Antenna Gain	Yagi: 16.5dBi Omni: 4 dBi
Antenna Polarization, each	Vertical
Antenna Frequency	hyMesh™ Yagi: 5725MHz - 5825MHz AP Omni: 2400MHz – 2500MHz
Vertical / Horizontal Beamwidth	hyMesh™ Yagi: 25° / 30° AP Omni: 30° / 360°
VSWR, each	<1.5:1 avg.

5.8 GHz Yagi Gain Pattern



2.4GHz Omni Gain Pattern

